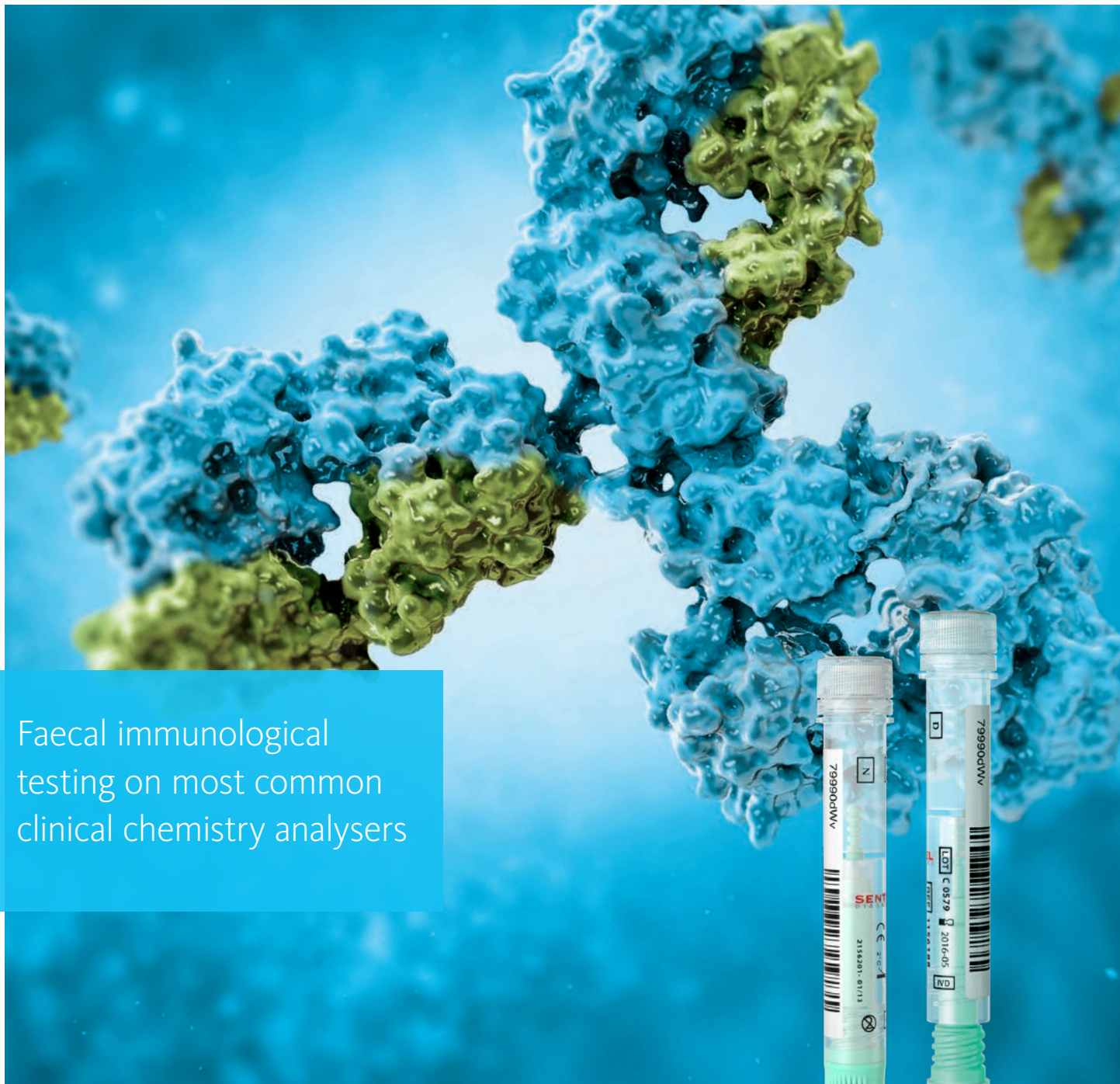


Get FIT for symptomatic CRC testing

# FOB Gold



Faecal immunological  
testing on most common  
clinical chemistry analysers

## Economical and practical solution for CRC symptomatic testing

*The symptomatic phase of colorectal cancer (CRC) typically occurs when the disease is at an advanced stage, but not always. Clinical symptoms such as rectal bleeding, unexplained weight loss, anaemia, abdominal pain or an altered bowel habit may be associated with CRC at any stage of disease.*

The faecal immunochemical test (FIT) is a non-invasive diagnostic test for the detection of faecal occult blood (FOB) and is an effective triage for physicians when determining which patients will benefit from further invasive investigation.

For a clinical setting with lower laboratory throughput needs for symptomatic testing, we offer an automated, quantitative FIT solution, which can be analysed on most routine clinical chemistry analysers. Hence, there is no need to invest extra money and space for a dedicated faecal analyser.

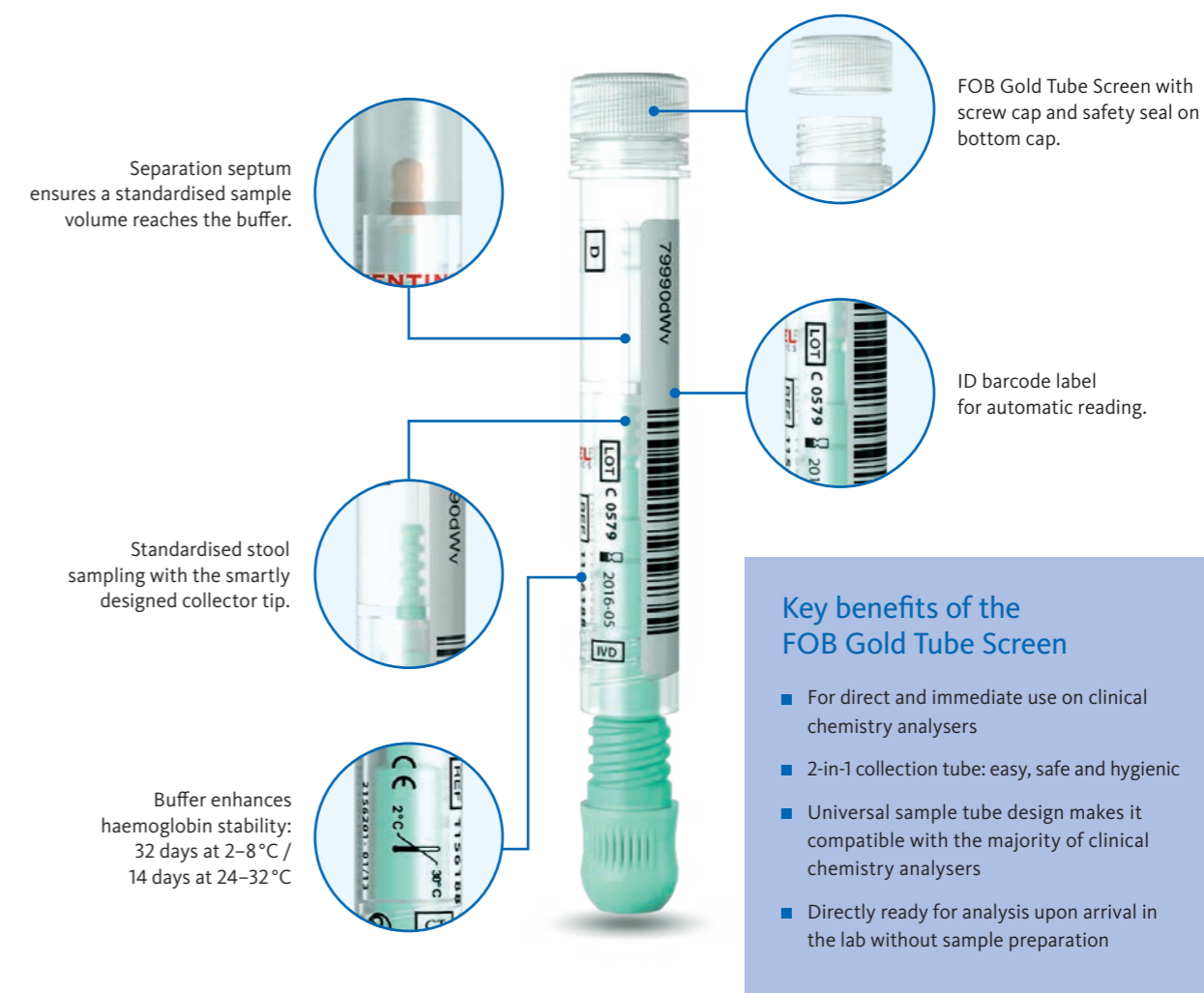
The FOB Gold system comprises a tube for sample collection and a next-generation immunological latex reagent for the detection of faecal occult blood. Thanks to the high stability of the buffer used in the FOB Gold Tube Screen, FOB samples can be accumulated and processed in batches. With a clinical chemistry analyser connected to a laboratory information system, traceability is ensured, accompanied by the major benefits of quantitative results and standardisation of FIT.

The advantages are thus economical and practical, and if a higher workload is in focus, we offer a dedicated faecal analysis system (SENTiFOB or SENTiFIT 270 Analyser).

You can find more information about FOB Gold in symptomatic testing on our website [www.sysmex-europe.com/fit](http://www.sysmex-europe.com/fit)

## FOB Gold Tube Screen – unique, standardised stool sampling and direct analysis

*The patented, universally applicable FOB Gold tube ensures the perfect FIT for each routine laboratory, thanks to its unique set of features.*

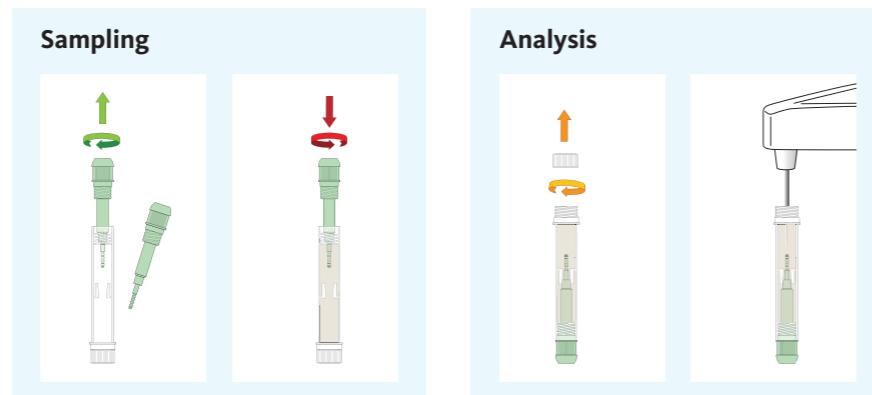




## From sampling to analysis

The 2-in-1 collection tube reduces the workload to a minimum of sampling and direct analysis to receive a result. The high haemoglobin stability in the tube buffer allows home sampling.

- 1 Unscrew the green cap with attached tip to collect the sample.
- 2 Haemoglobin stabilisation occurs after collection.
- 3 To analyse, simply unscrew the secondary transparent cap.
- 4 Place the tube directly on the sample rack of the automated analyser.



## Quantitative FIT on your existing clinical chemistry analyser

The FOB Gold System is a flexible and universal solution with all the major benefits of quantitative results and standardisation of FIT for an easy integration into your existing laboratory routine.

### Key benefits of the FOB Gold system

- Highly sensitive haemoglobin detection with FOB Gold latex reagent
- No dietary restrictions before testing nor drug interference upon analysis
- Quantitative results with respective calibration curve allow a defined cut-off value
- High haemoglobin stability allows batch testing
- Flexible to match your throughput needs

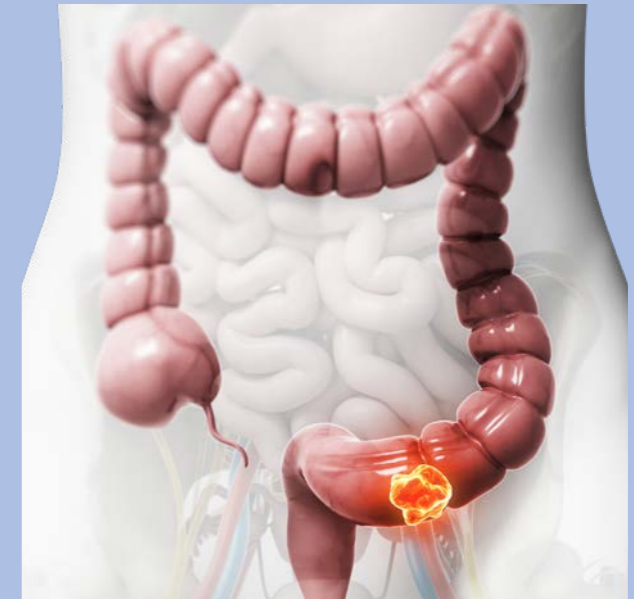
Many analyser models have been validated, e.g. Siemens Atellica®, Roche Cobas®, Beckman Coulter AU®, and Abbott Alinity C®. For further information as to which analyser models have been validated, please contact your sales representative.



## FOB Gold helps to rule out CRC in patients with lower abdominal symptoms

### NICE DG30 facts [1]

- ✓ Recommends using a cut-off of 10 µg Hb/g faeces in symptomatic populations
- ✓ Concluded that when using the cut-off of 10 µg Hb/g faeces, the FIT provides enough sensitivity to reliably rule out CRC in primary care
- ✓ Noted that FOB Gold is compatible with a range of clinical chemistry analysers which may be an advantage for laboratories
- ✓ Stated that FOB Gold has potential to be a cost-effective option for triaging referrals to secondary care for people with symptoms but at low risk of CRC



### Reference

[1] NICE Diagnostics guidance: Quantitative faecal immunochemical tests to guide referral for colorectal cancer in primary care (DG30). National Institute for Health and Care Excellence (2017).

## Article overview

Article no.	Item	Package content
<b>11561H</b>	FOB Gold Tube Screen (FOB Gold open tube)	100 tubes
<b>1156009</b>	FOB Gold NG Wide (latex, CC analyser)	1 x 20 mL; 1 x 20 mL
<b>1157401</b>	FOB Gold Calibrator Wide	1 x 2 mL CAL + 5 mL DIL
<b>1157103</b>	FOB Gold Control Set Wide	2 x (1 x 2) mL
<b>1157501</b>	FOB Gold Screen Diluent	2 x 20 mL

### FOB Gold tube patent

EP patent 2223656 'Enhanced test tube for collecting, transporting and extracting faeces samples'

### IATA-certified

The FOB Gold tube conforms to UN3373 classification for the transport of biological substances.

[www.sysmex-europe.com/fit](http://www.sysmex-europe.com/fit)

SENTIFIT®, SENTIFOB® and FOB Gold® are trade marks in various jurisdictions, which are exclusively licensed to SENTINEL CH. SpA.

**Distributor EMEA: Sysmex Europe GmbH**

Bornbarch 1, 22848 Norderstedt, Germany · Phone +49 40 52726-0 · Fax +49 40 52726-100 · [lifescience@sysmex-europe.com](mailto:lifescience@sysmex-europe.com) · [www.sysmex-europe.com](http://www.sysmex-europe.com)

**Manufacturer: SENTINEL CH. SpA**

Via Robert Koch 2, 20152 Milan, Italy

You will find your local Sysmex representative's address under [www.sysmex-europe.com/contacts](http://www.sysmex-europe.com/contacts)